



Individual Report for ECON-103-D02-Microeconomic Principles – Jianxin Wang

Project Title: **Student Evaluations of Teaching - Summer 2021**

Survey Audience: **25**

Responses Received: **12**

Response Ratio: **48.00%**

Report Comments

Student evaluations of teaching provide critical feedback to instructors that can be used to adjust and improve the class experience.

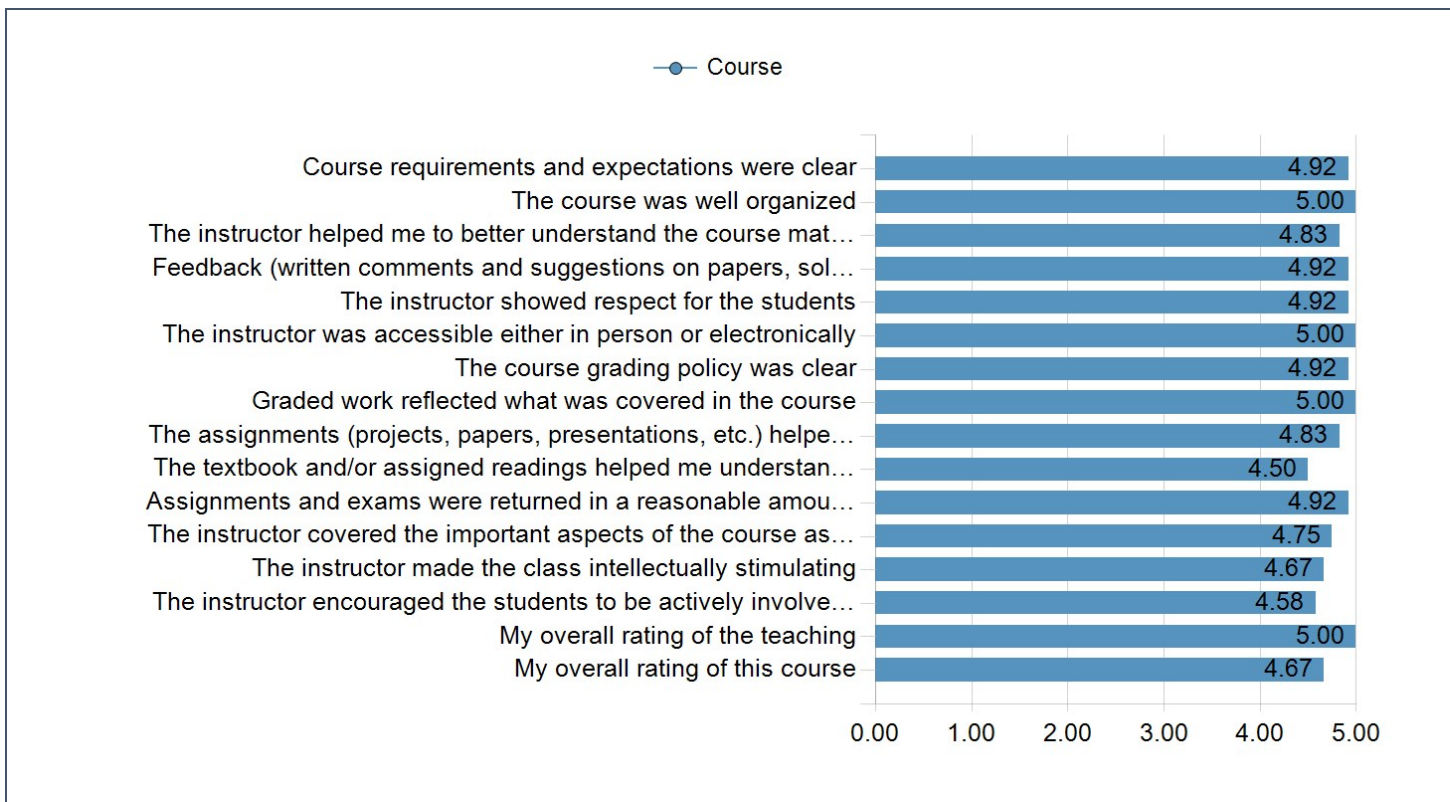
This information is also evaluated as part of performance reviews.

You are encouraged to review this information to learn more about the student perspective and experience.

If you have any questions about the process or how to interpret this information, please contact the Office of Institutional Effectiveness and Planning at oiiep@gmu.edu.

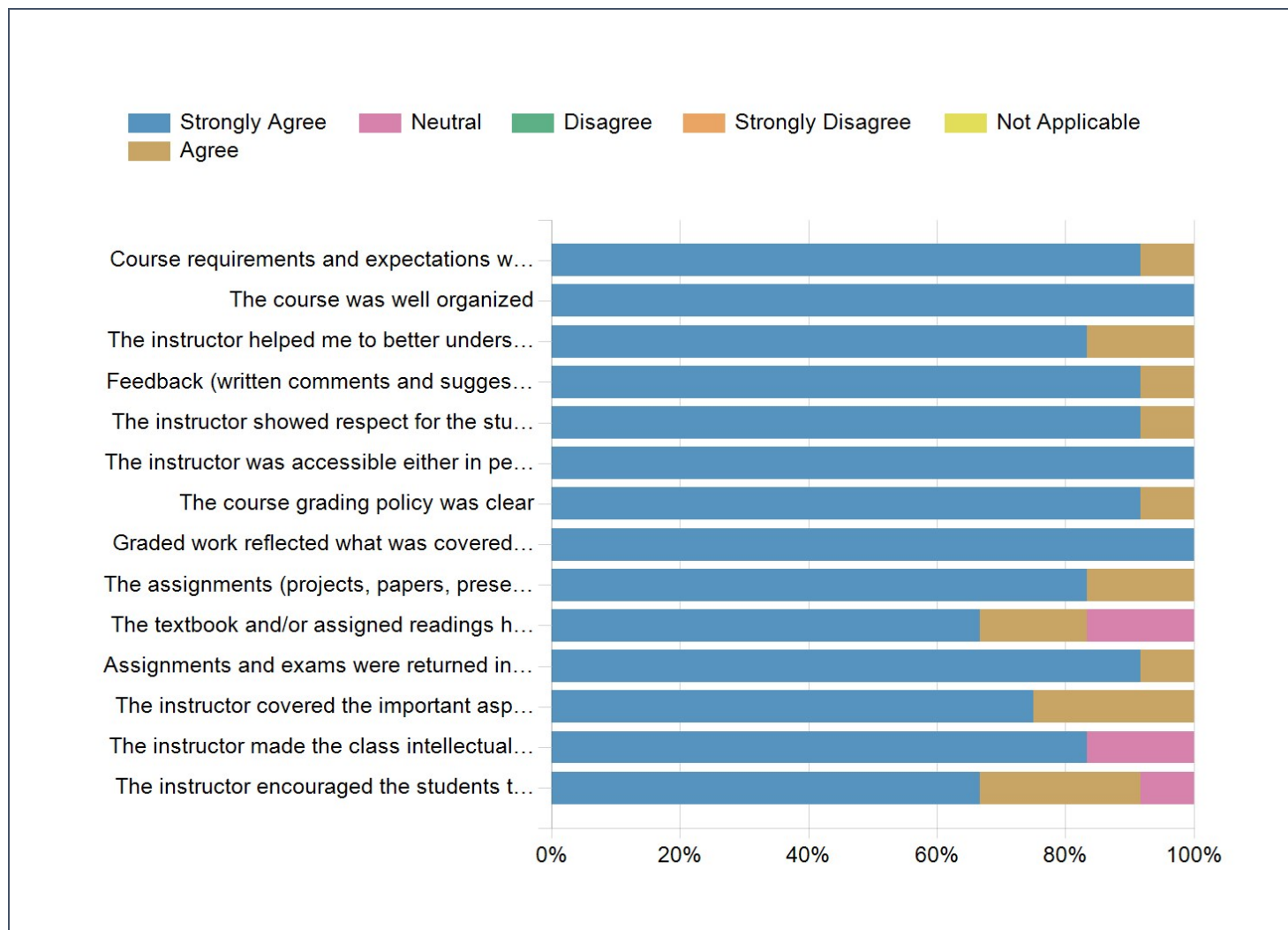
Creation Date: **Friday, August 20, 2021**

Raters	Students
Responded	12
Invited	25
Response Ratio	48%

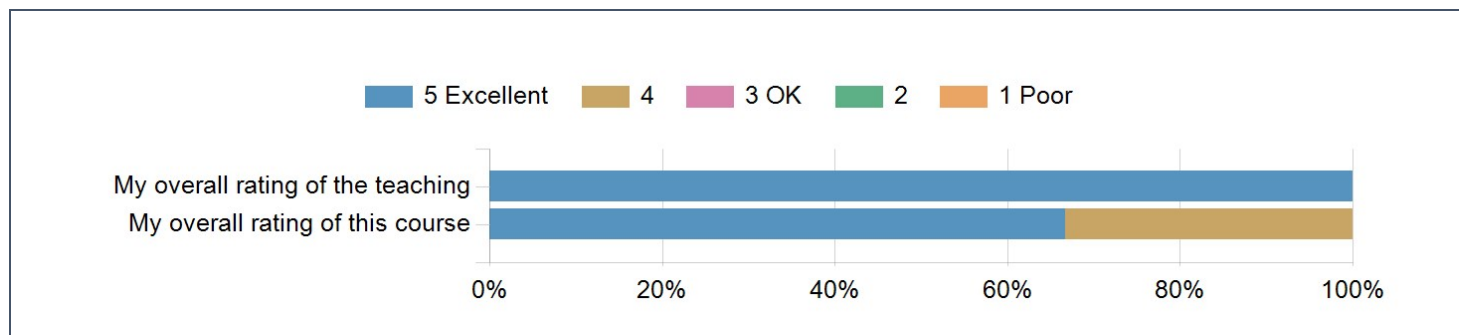


Competency	Course	Standard Deviation	Min	Max
Course requirements and expectations were clear	4.92	+/-0.29	4.00	5.00
The course was well organized	5.00	+/-0.00	5.00	5.00
The instructor helped me to better understand the course material	4.83	+/-0.39	4.00	5.00
Feedback (written comments and suggestions on papers, solutions provided, class discussion, etc.) was helpful	4.92	+/-0.29	4.00	5.00
The instructor showed respect for the students	4.92	+/-0.29	4.00	5.00
The instructor was accessible either in person or electronically	5.00	+/-0.00	5.00	5.00
The course grading policy was clear	4.92	+/-0.29	4.00	5.00
Graded work reflected what was covered in the course	5.00	+/-0.00	5.00	5.00
The assignments (projects, papers, presentations, etc.) helped me learn the material	4.83	+/-0.39	4.00	5.00
The textbook and/or assigned readings helped me understand the material	4.50	+/-0.80	3.00	5.00
Assignments and exams were returned in a reasonable amount of time	4.92	+/-0.29	4.00	5.00
The instructor covered the important aspects of the course as outlined in the syllabus	4.75	+/-0.45	4.00	5.00
The instructor made the class intellectually stimulating	4.67	+/-0.78	3.00	5.00
The instructor encouraged the students to be actively involved in the material through discussion, assignments, and other activities	4.58	+/-0.67	3.00	5.00
My overall rating of the teaching	5.00	+/-0.00	5.00	5.00
My overall rating of this course	4.67	+/-0.49	4.00	5.00

Student Evaluations of Teaching (Q1-Q14)



My overall rating (Q15-Q16)



Top Questions		
1	The course was well organized	5.00
2	The instructor was accessible either in person or electronically	5.00
3	Graded work reflected what was covered in the course	5.00
Lowest Questions		
1	The textbook and/or assigned readings helped me understand the material	4.50
2	The instructor encouraged the students to be actively involved in the material through discussion, assignments, and other activities	4.58
3	The instructor made the class intellectually stimulating	4.67

Student Evaluations of Teaching (Q1-Q16)

Question	Course				Department (Economics)				School (Humanities & Social Sciences)			
	Response Count	Mean	Min	Max	Response Count	Mean	Min	Max	Response Count	Mean	Min	Max
Course requirements and expectations were clear	12	4.92	4.00	5.00	134	4.63	2.00	5.00	1895	4.56	1.00	5.00
The course was well organized	12	5.00	5.00	5.00	135	4.57	2.00	5.00	1900	4.48	1.00	5.00
The instructor helped me to better understand the course material	12	4.83	4.00	5.00	135	4.50	1.00	5.00	1891	4.43	1.00	5.00
Feedback (written comments and suggestions on papers, solutions provided, class discussion, etc.) was helpful	12	4.92	4.00	5.00	133	4.42	1.00	5.00	1856	4.37	1.00	5.00
The instructor showed respect for the students	12	4.92	4.00	5.00	134	4.81	2.00	5.00	1874	4.73	1.00	5.00
The instructor was accessible either in person or electronically	12	5.00	5.00	5.00	135	4.76	2.00	5.00	1881	4.61	1.00	5.00
The course grading policy was clear	12	4.92	4.00	5.00	134	4.60	2.00	5.00	1888	4.55	1.00	5.00
Graded work reflected what was covered in the course	12	5.00	5.00	5.00	135	4.59	1.00	5.00	1879	4.60	1.00	5.00
The assignments (projects, papers, presentations, etc.) helped me learn the material	12	4.83	4.00	5.00	131	4.60	2.00	5.00	1883	4.51	1.00	5.00
The textbook and/or assigned readings helped me understand the material	12	4.50	3.00	5.00	129	4.44	2.00	5.00	1842	4.42	1.00	5.00
Assignments and exams were returned in a reasonable amount of time	12	4.92	4.00	5.00	134	4.66	2.00	5.00	1869	4.50	1.00	5.00
The instructor covered the important aspects of the course as outlined in the syllabus	12	4.75	4.00	5.00	135	4.67	2.00	5.00	1890	4.60	1.00	5.00
The instructor made the class intellectually stimulating	12	4.67	3.00	5.00	135	4.52	1.00	5.00	1877	4.39	1.00	5.00
The instructor encouraged the students to be actively involved in the material through discussion,	12	4.58	3.00	5.00	128	4.50	1.00	5.00	1859	4.55	1.00	5.00

Question	Course				Department (Economics)				School (Humanities & Social Sciences)			
	Response Count	Mean	Min	Max	Response Count	Mean	Min	Max	Response Count	Mean	Min	Max
assignments, and other activities												
My overall rating of the teaching	12	5.00	5.00	5.00	135	4.60	1.00	5.00	1900	4.52	1.00	5.00
My overall rating of this course	12	4.67	4.00	5.00	134	4.47	1.00	5.00	1899	4.38	1.00	5.00

Student Evaluations of Teaching (Q1-Q16) (continued)

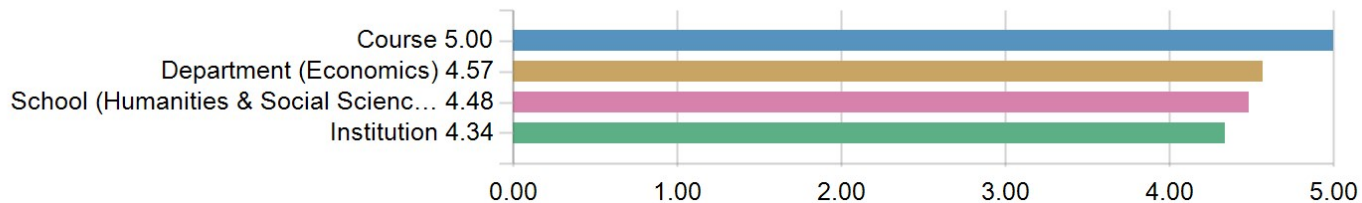
Question	Institution			
	Response Count	Mean	Min	Max
Course requirements and expectations were clear	8761	4.43	1.00	5.00
The course was well organized	8784	4.34	1.00	5.00
The instructor helped me to better understand the course material	8735	4.26	1.00	5.00
Feedback (written comments and suggestions on papers, solutions provided, class discussion, etc.) was helpful	8574	4.20	1.00	5.00
The instructor showed respect for the students	8711	4.61	1.00	5.00
The instructor was accessible either in person or electronically	8679	4.51	1.00	5.00
The course grading policy was clear	8749	4.45	1.00	5.00
Graded work reflected what was covered in the course	8718	4.44	1.00	5.00
The assignments (projects, papers, presentations, etc.) helped me learn the material	8699	4.37	1.00	5.00
The textbook and/or assigned readings helped me understand the material	8492	4.26	1.00	5.00
Assignments and exams were returned in a reasonable amount of time	8642	4.39	1.00	5.00
The instructor covered the important aspects of the course as outlined in the syllabus	8742	4.47	1.00	5.00
The instructor made the class intellectually stimulating	8680	4.23	1.00	5.00
The instructor encouraged the students to be actively involved in the material through discussion, assignments, and other activities	8610	4.41	1.00	5.00
My overall rating of the teaching	8774	4.33	1.00	5.00
My overall rating of this course	8778	4.21	1.00	5.00

Student Evaluations of Teaching (Q1-Q16) - Chart

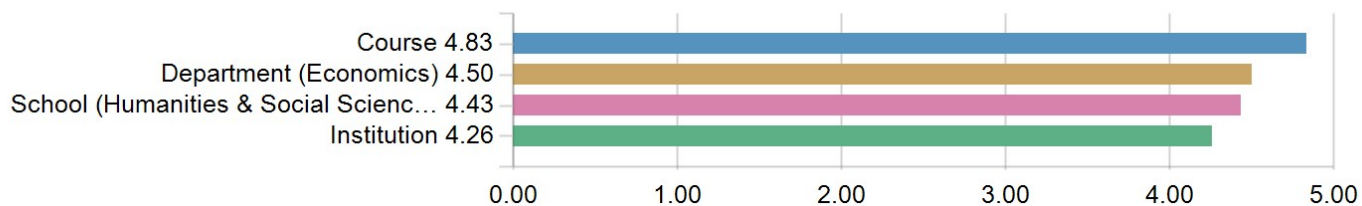
1. Course requirements and expectations were clear



2. The course was well organized



3. The instructor helped me to better understand the course material



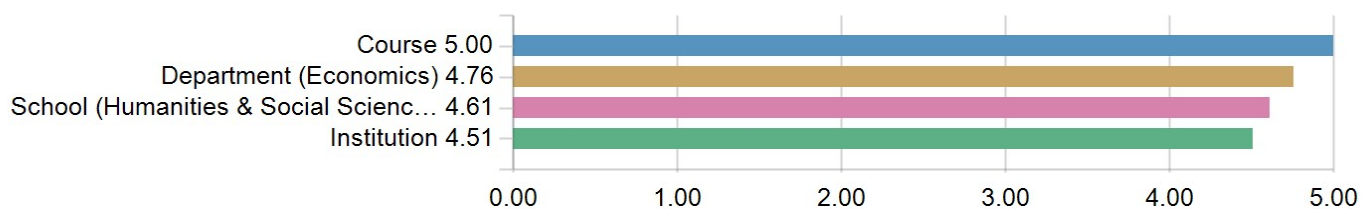
4. Feedback (written comments and suggestions on papers, solutions provided, class discussion, etc.) was helpful



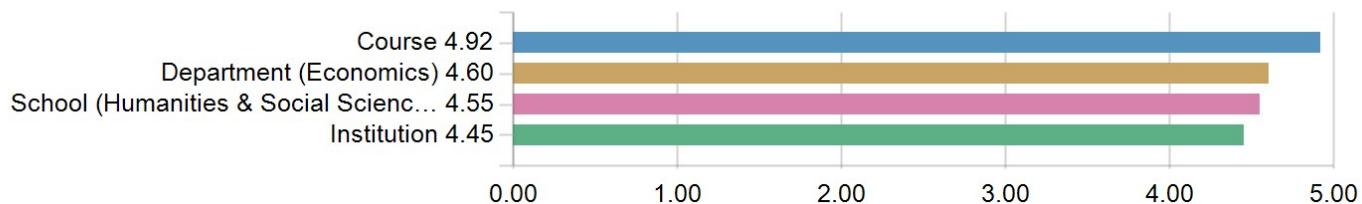
5. The instructor showed respect for the students



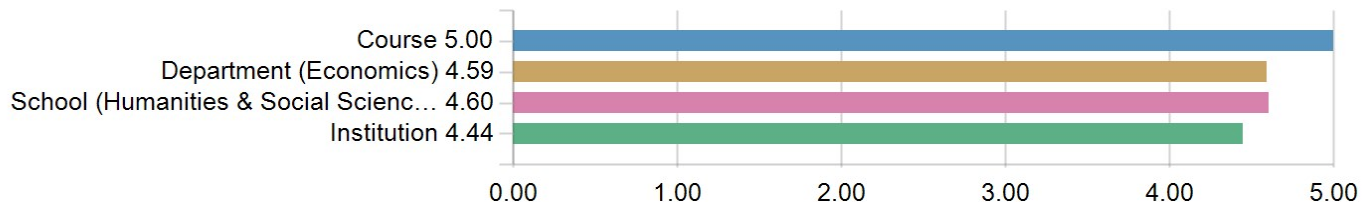
6. The instructor was accessible either in person or electronically



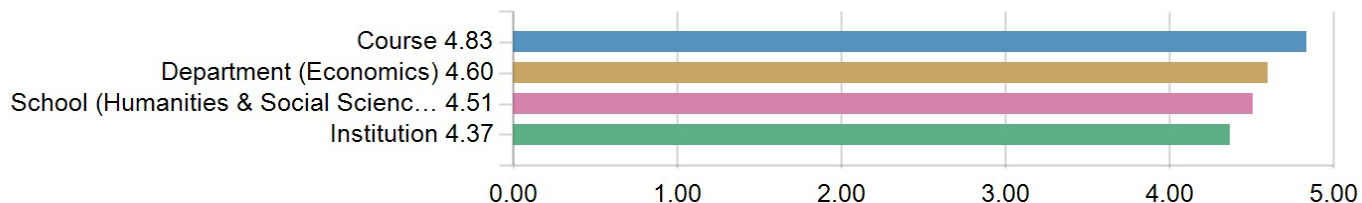
7. The course grading policy was clear



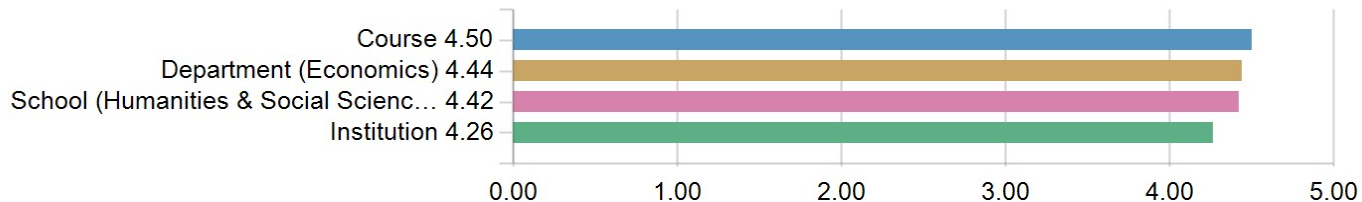
8. Graded work reflected what was covered in the course



9. The assignments (projects, papers, presentations, etc.) helped me learn the material



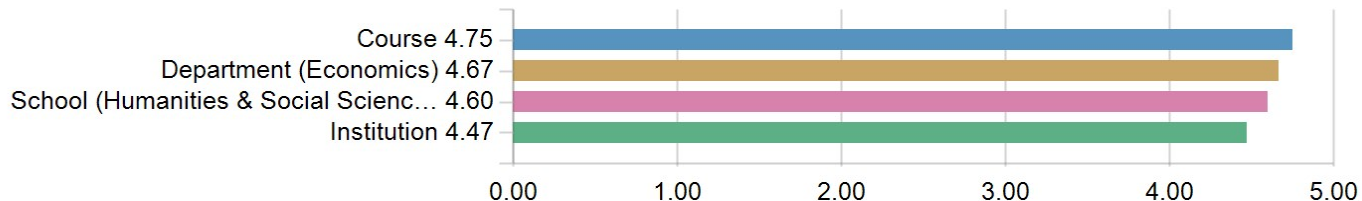
10. The textbook and/or assigned readings helped me understand the material



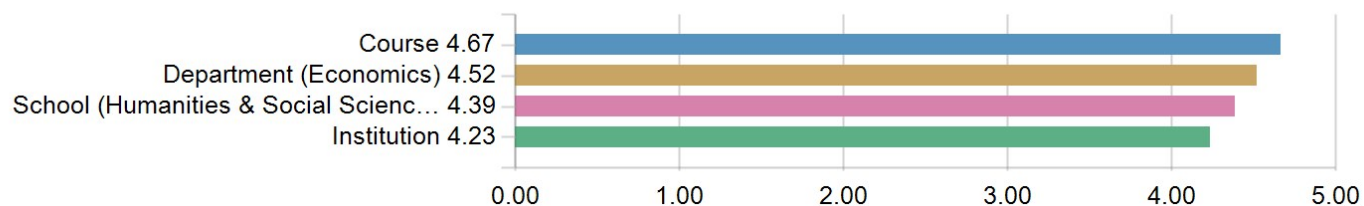
11. Assignments and exams were returned in a reasonable amount of time



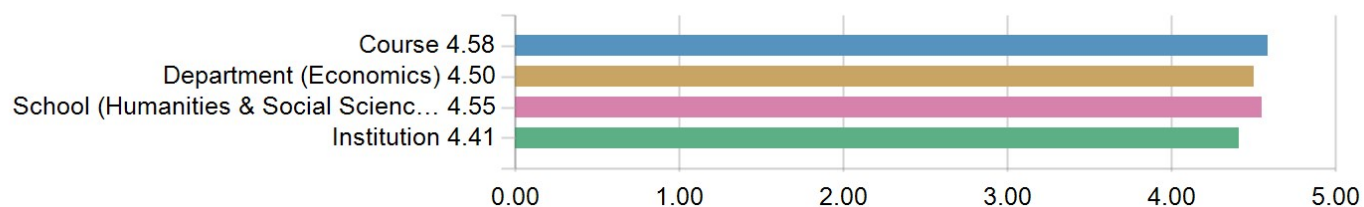
12. The instructor covered the important aspects of the course as outlined in the syllabus



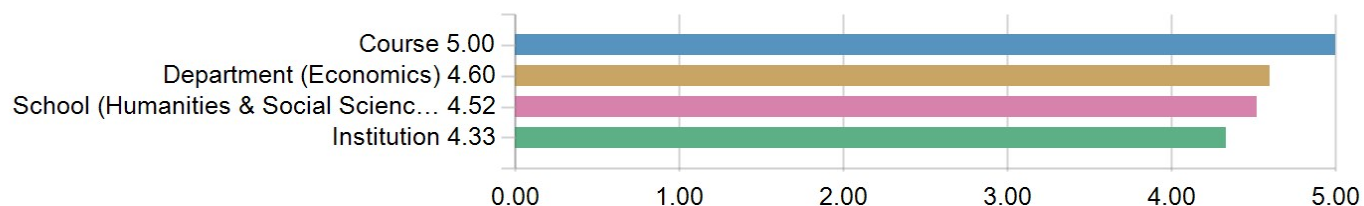
13. The instructor made the class intellectually stimulating



14. The instructor encouraged the students to be actively involved in the material through discussion, assignments, and other activities



15. My overall rating of the teaching



16. My overall rating of this course



Student Evaluations of Teaching (Q1-Q16)

	Mean	Median	Min	Max	25th Percentile	50th Percentile	75th Percentile	Resp
Course requirements and expectations were clear	4.92	5.00	4.00	5.00	5.00	5.00	5.00	12
The course was well organized	5.00	5.00	5.00	5.00	5.00	5.00	5.00	12
The instructor helped me to better understand the course material	4.83	5.00	4.00	5.00	5.00	5.00	5.00	12
Feedback (written comments and suggestions on papers, solutions provided, class discussion, etc.) was helpful	4.92	5.00	4.00	5.00	5.00	5.00	5.00	12
The instructor showed respect for the students	4.92	5.00	4.00	5.00	5.00	5.00	5.00	12
The instructor was accessible either in person or electronically	5.00	5.00	5.00	5.00	5.00	5.00	5.00	12
The course grading policy was clear	4.92	5.00	4.00	5.00	5.00	5.00	5.00	12
Graded work reflected what was covered in the course	5.00	5.00	5.00	5.00	5.00	5.00	5.00	12
The assignments (projects, papers, presentations, etc.) helped me learn the material	4.83	5.00	4.00	5.00	5.00	5.00	5.00	12
The textbook and/or assigned readings helped me understand the material	4.50	5.00	3.00	5.00	4.00	5.00	5.00	12
Assignments and exams were returned in a reasonable amount of time	4.92	5.00	4.00	5.00	5.00	5.00	5.00	12
The instructor covered the important aspects of the course as outlined in the syllabus	4.75	5.00	4.00	5.00	4.25	5.00	5.00	12
The instructor made the class intellectually stimulating	4.67	5.00	3.00	5.00	5.00	5.00	5.00	12
The instructor encouraged the students to be actively involved in the material through discussion, assignments, and other activities	4.58	5.00	3.00	5.00	4.00	5.00	5.00	12
My overall rating of the teaching	5.00	5.00	5.00	5.00	5.00	5.00	5.00	12
My overall rating of this course	4.67	5.00	4.00	5.00	4.00	5.00	5.00	12

Student Evaluations of Teaching (Q1-Q16)

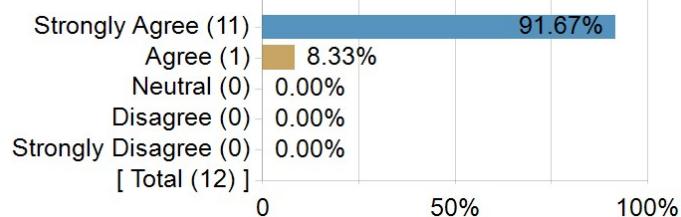
Competency Statistics		Value
Mean		4.84
Median		5.00

1. Course requirements and expectations were clear	
<div><div><div>Strongly Agree (11)</div><div>Agree (1)</div><div>Neutral (0)</div><div>Disagree (0)</div><div>Strongly Disagree (0)</div><div>[Total (12)]</div></div><div><div><div></div><div></div><div></div><div></div><div></div></div><div>91.67%</div><div>8.33%</div><div>0.00%</div><div>0.00%</div><div>0.00%</div></div></div>	
<div><div>0</div><div>50%</div><div>100%</div></div>	
Statistics	Value
Response Count	12
Mean	4.92
Median	5.00

2. The course was well organized	
<div><div><div>Strongly Agree (12)</div><div>Agree (0)</div><div>Neutral (0)</div><div>Disagree (0)</div><div>Strongly Disagree (0)</div><div>[Total (12)]</div></div><div><div><div></div><div></div><div></div><div></div><div></div></div><div>100.00%</div><div>0.00%</div><div>0.00%</div><div>0.00%</div><div>0.00%</div></div></div>	
<div><div>0</div><div>50%</div><div>100%</div></div>	
Statistics	Value
Response Count	12
Mean	5.00
Median	5.00

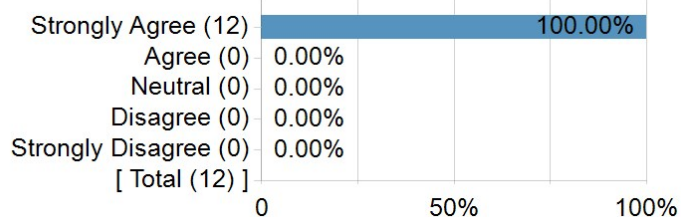
3. The instructor helped me to better understand the course material	
Strongly Agree (10) Agree (2) Neutral (0) Disagree (0) Strongly Disagree (0) [Total (12)] 83.33% 16.67% 0.00% 0.00% 0.00%	
0 50% 100%	
Statistics	Value
Response Count	12
Mean	4.83
Median	5.00
4. Feedback (written comments and suggestions on papers, solutions provided, class discussion, etc.) was helpful	
Strongly Agree (11) Agree (1) Neutral (0) Disagree (0) Strongly Disagree (0) [Total (12)] 91.67% 8.33% 0.00% 0.00% 0.00%	
0 50% 100%	
Statistics	Value
Response Count	12
Mean	4.92
Median	5.00
5. The instructor showed respect for the students	
Strongly Agree (11) Agree (1) Neutral (0) Disagree (0) Strongly Disagree (0) [Total (12)] 91.67% 8.33% 0.00% 0.00% 0.00%	
0 50% 100%	
Statistics	Value
Response Count	12
Mean	4.92
Median	5.00
6. The instructor was accessible either in person or electronically	
Strongly Agree (12) Agree (0) Neutral (0) Disagree (0) Strongly Disagree (0) [Total (12)] 100.00% 0.00% 0.00% 0.00% 0.00%	
0 50% 100%	
Statistics	Value
Response Count	12
Mean	5.00
Median	5.00

7. The course grading policy was clear



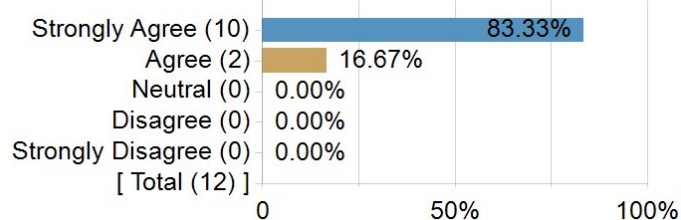
Statistics	Value
Response Count	12
Mean	4.92
Median	5.00

8. Graded work reflected what was covered in the course



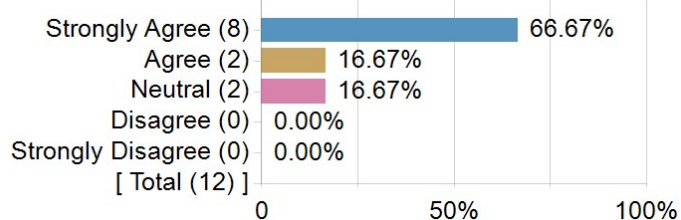
Statistics	Value
Response Count	12
Mean	5.00
Median	5.00

9. The assignments (projects, papers, presentations, etc.) helped me learn the material



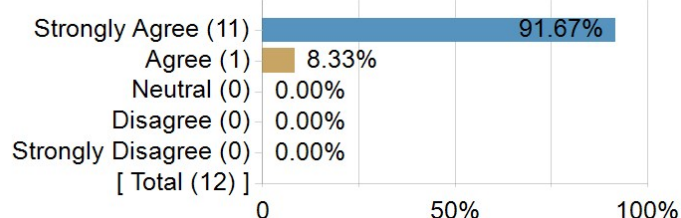
Statistics	Value
Response Count	12
Mean	4.83
Median	5.00

10. The textbook and/or assigned readings helped me understand the material



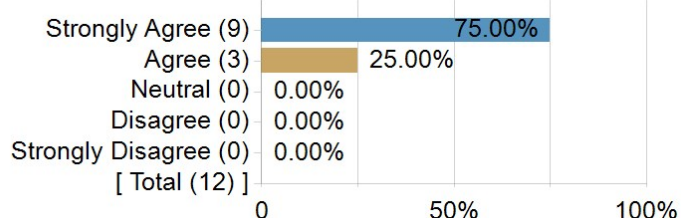
Statistics	Value
Response Count	12
Mean	4.50
Median	5.00

11. Assignments and exams were returned in a reasonable amount of time



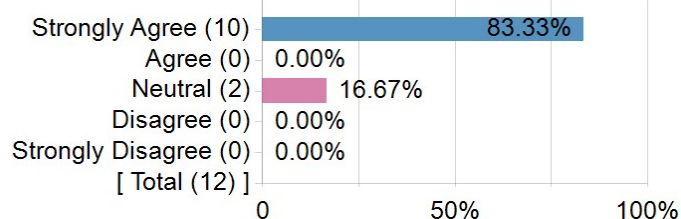
Statistics	Value
Response Count	12
Mean	4.92
Median	5.00

12. The instructor covered the important aspects of the course as outlined in the syllabus



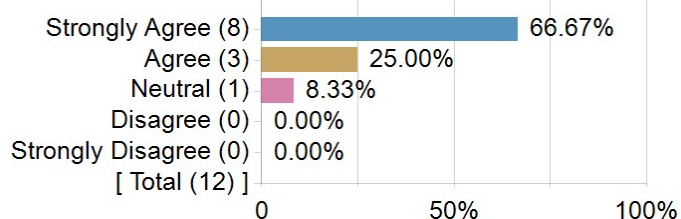
Statistics	Value
Response Count	12
Mean	4.75
Median	5.00

13. The instructor made the class intellectually stimulating



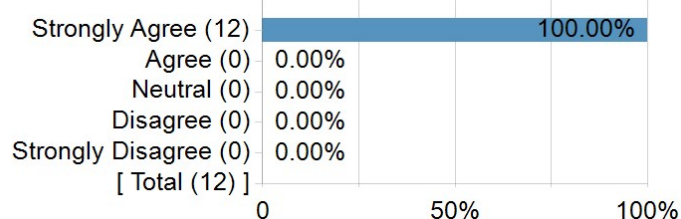
Statistics	Value
Response Count	12
Mean	4.67
Median	5.00

14. The instructor encouraged the students to be actively involved in the material through discussion, assignments, and other activities



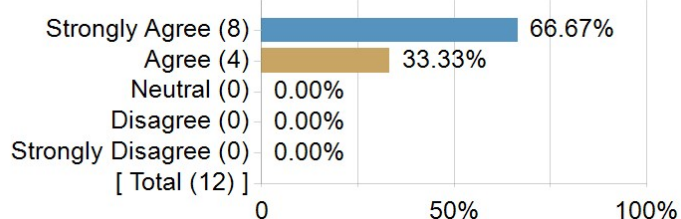
Statistics	Value
Response Count	12
Mean	4.58
Median	5.00

15. My overall rating of the teaching



Statistics	Value
Response Count	12
Mean	5.00
Median	5.00

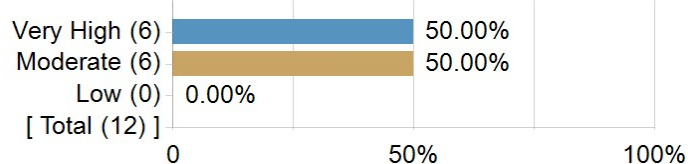
16. My overall rating of this course



Statistics	Value
Response Count	12
Mean	4.67
Median	5.00

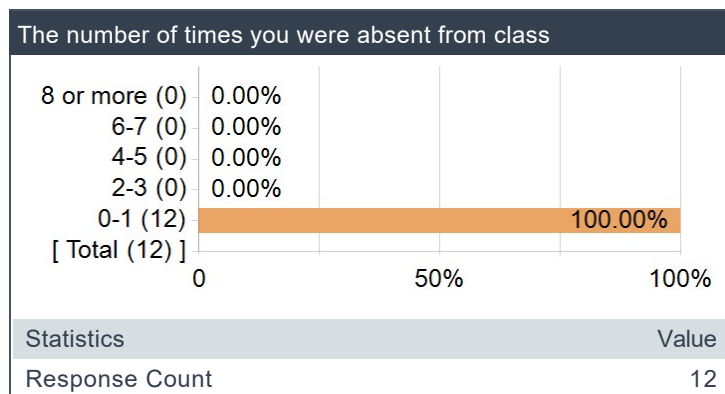
The amount of effort you put into the course

The amount of effort you put into the course

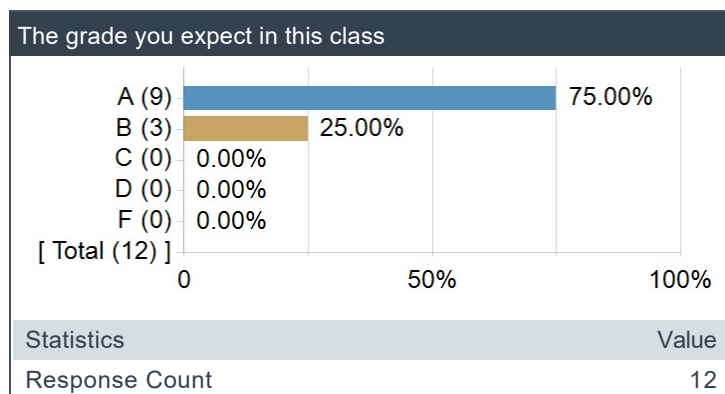


Statistics	Value
Response Count	12

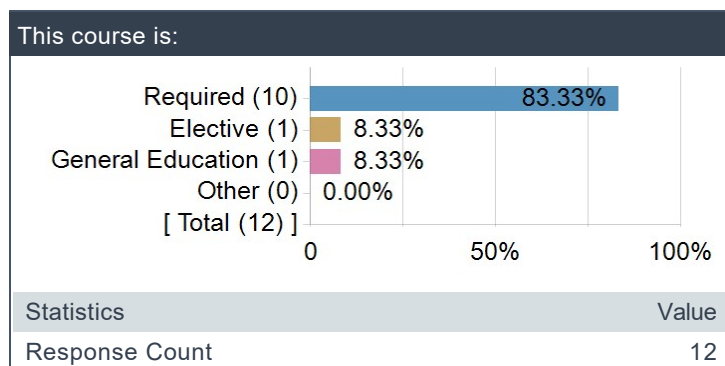
The number of times you were absent from class



The grade you expect in this class



This course is:



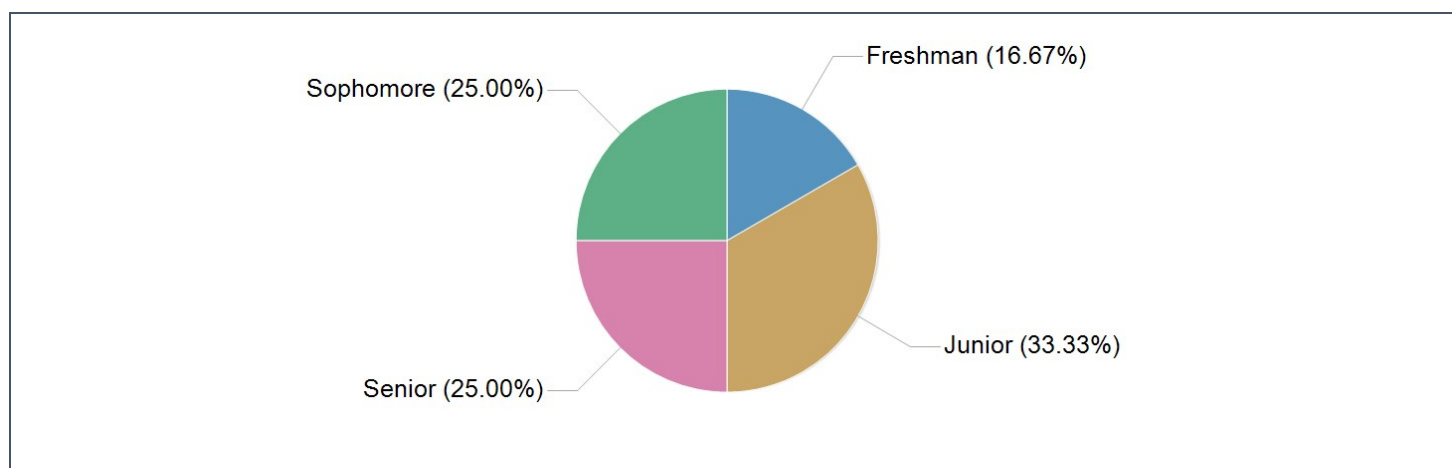
What aspects of the course and the way it was taught helped you to learn?

Comments
the way that he left videos for us every week for us to watch and use the examples in the textbook and used it in real life situations
Good, thought provoking assignments
Teacher was very responsive and gave detailed feedback on homework assignments
The assignment, exam, PowerPoint and videos
the guided power point lessons and that all the power points were uploaded to blackboard for future use if needed
The consistency of the syllabus
The Professor was very helpful and gave great examples to explain the concepts.
I think the way the professor divided the topics really helped. He does an overview and a summary of the lecture every time which tremendously helped in understanding and realizing the main points of the lessons.
The professor was very active and easy to communicate with. Everything was very clear and well set-up. Great syllabus and well organized course.

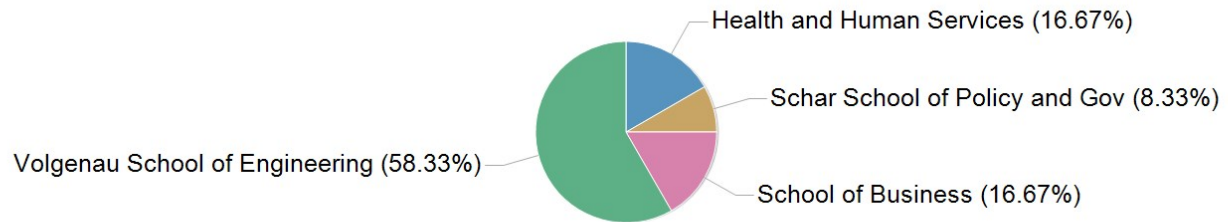
What modifications do you suggest for the next time the course is taught?

Comments
I don't think its your fault but the class can be boring at times
I thought the way that this class was taught was great, I wish it was in person but over all the Professor did a great job teaching this job virtually
None
none
N/A
None, professor is great.
More economics games
I think the pace of the course could be sped up a bit, unless this course is specifically for people who are very busy.

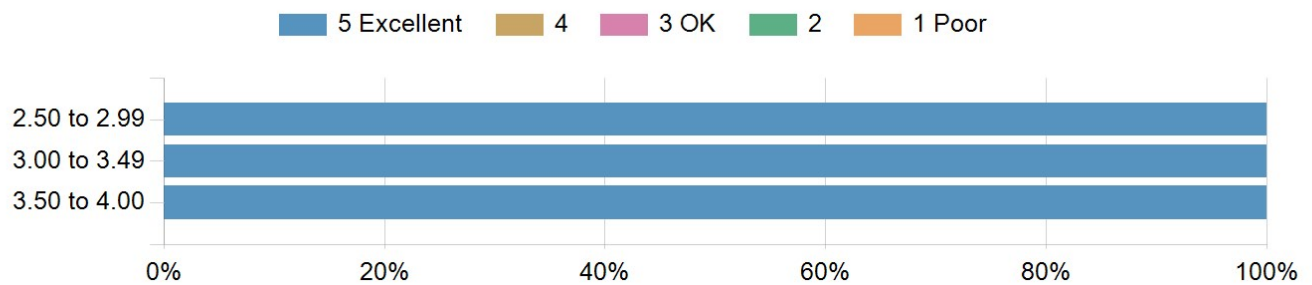
Student Class



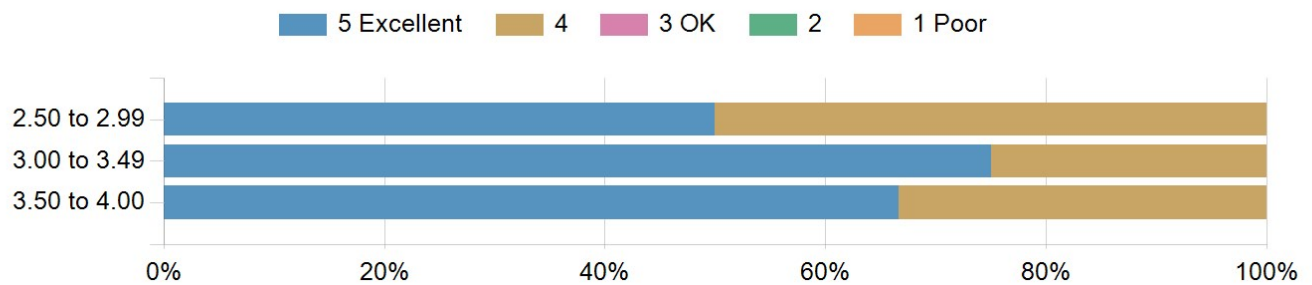
Student College



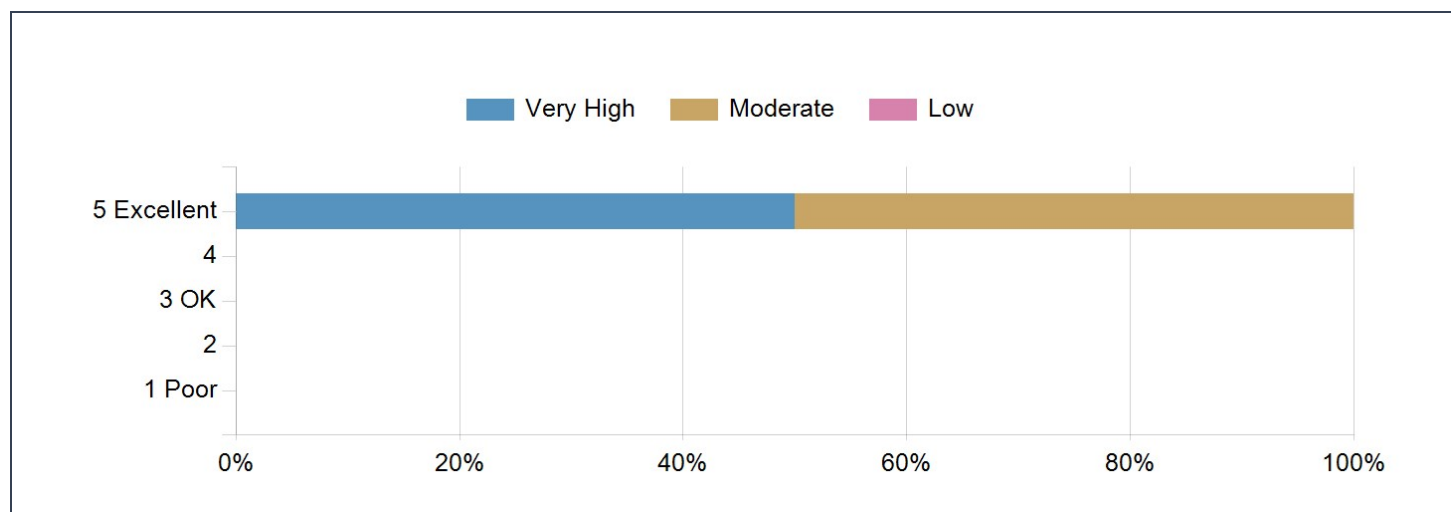
My overall rating of the teaching - Vs. GPA



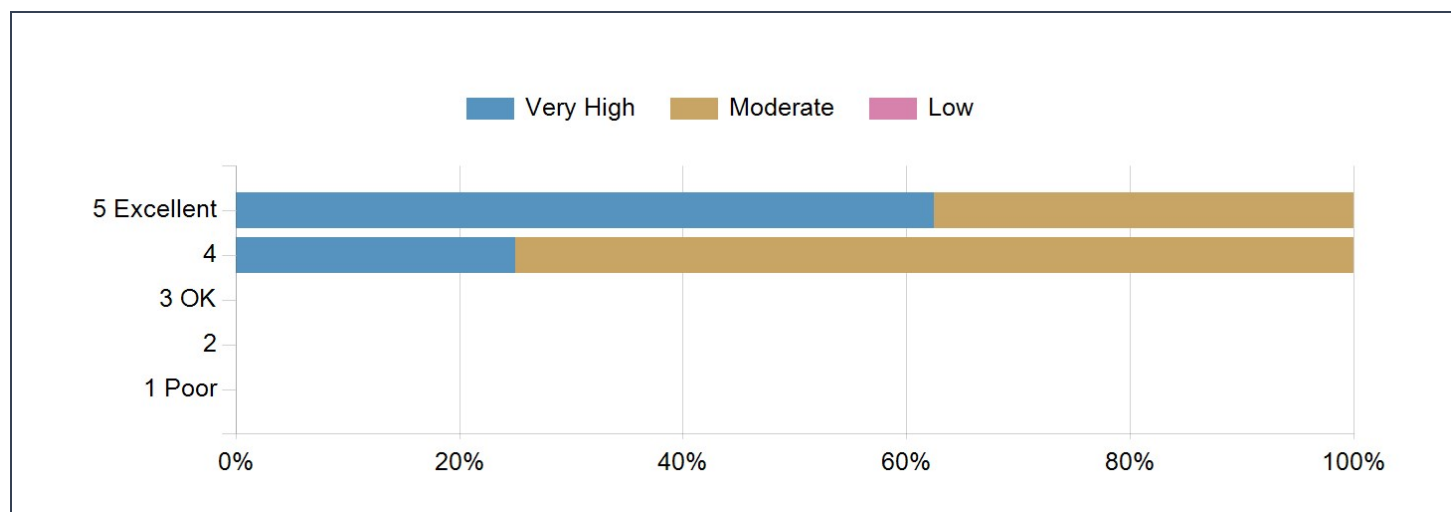
My overall rating of this course Vs. GPA



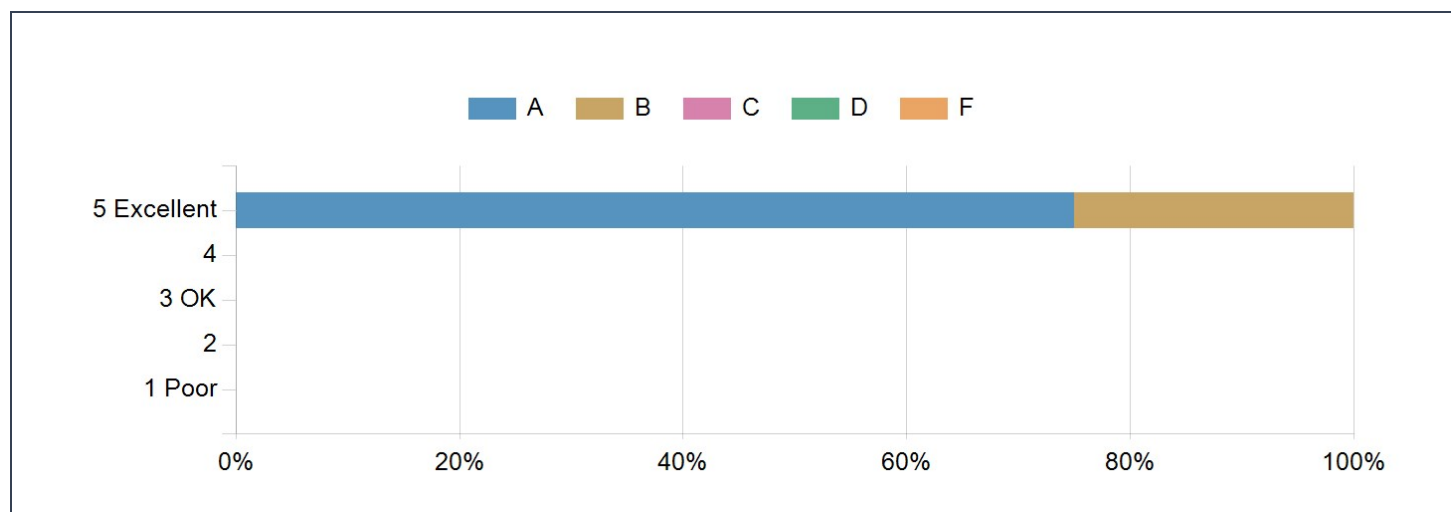
The amount of effort you put into the course Vs. My overall rating of the teaching



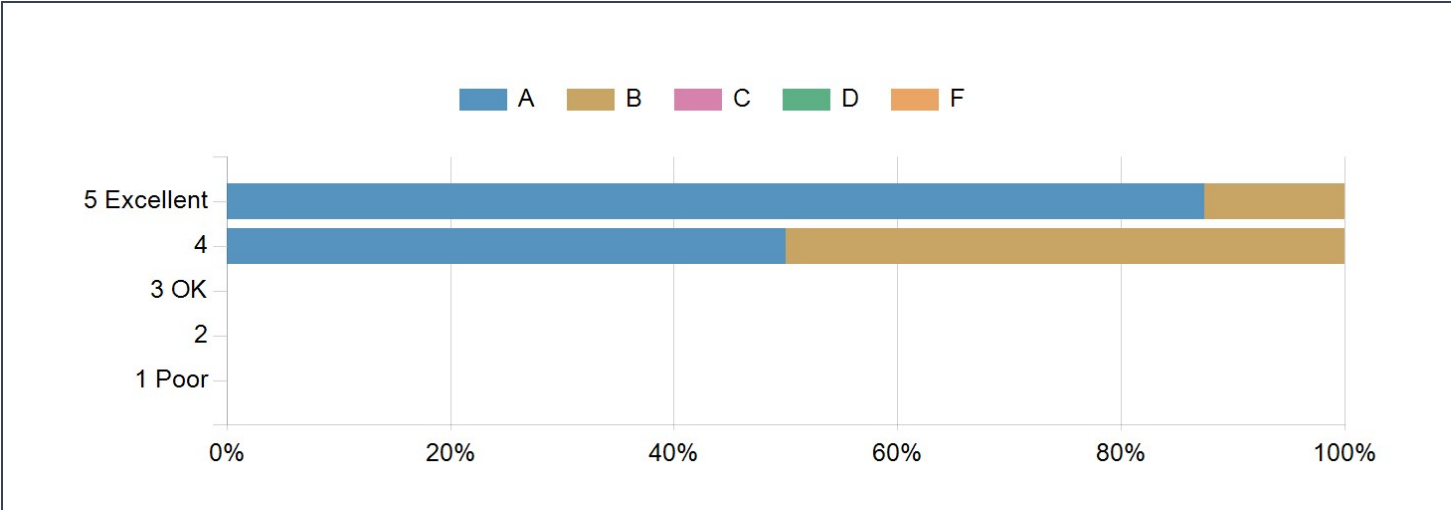
The amount of effort you put into the course Vs. My overall rating of this course



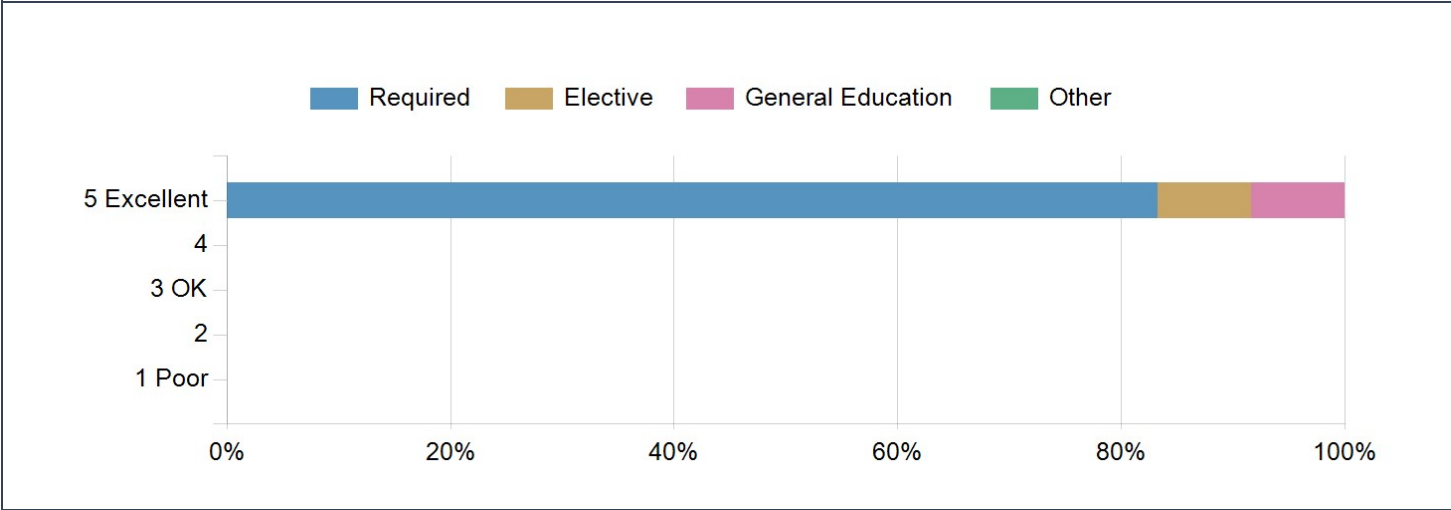
The grade you expect in this class Vs. My overall rating of the teaching



The grade you expect in this class Vs. My overall rating of this course



This course is: Vs. My overall rating of the teaching



This course is: Vs. My overall rating of this course

